

MULTIPLE LOCK






2x

With two pins and two power wedges (combination lock)

- Combination lock: Joint moving of the power wedges and the pins into the door frame.
- Locking procedure: Power wedges securely pull the door leaf up to the door frame, then the pins follow.
→ Prevents deformation of the door as well as possible
- Pins, power wedges and bolts are already secured against pressing back after **one** turn of the key.

Area of use	For rebated wooden doors
Rebate space in mm	4 or 12
Attachment direction	DIN R/DIN L, by turning the catch
Sleeve	Steel with nano-sealing
Sleeve at top can be shortened by in mm	300
Handle height in mm	1000 (apartment entrance door) 1020 (house door)
Catch	Die-cast zinc, bright nickel-plated
Bolt	Steel, bright nickel-plated
Bolt extension in mm	20, double-turn
Pin/power wedge	Steel, bright nickel-plated
Pin dimension in mm	55, 65, 80
Door-lock hub	8 (apartment entrance door), 10 (house front door)
Distance in mm	72 (apartment entrance door), 92 (house door)
Security/ Resistance class	Suitable for RC 3, system check required
Checked in accordance with DIN EN	DIN EN 1627-1630 DIN 18251-3 DIN EN 14351-1
Approvals	QM 342: 2009
CE symbol	Possible via door system

Multiple locks for apartment entrance doors

Cuff width in mm		Pin dimension in mm	Surface	Art. No.	P. Qty.
16		55	Silver matt	0688 526 122	1
		65		0688 526 128	
20		55		0688 526 202	
		65		0688 526 208	

Multiple locks for house doors

Sleeve width in mm		Pin dimension in mm	Surface	Art. No.	P. Qty.
16		65	Silver matt	0688 526 442 **	1
20		65		0688 526 742 **	
	80	0688 526 252			
16		65	Matte stainless steel	0688 526 443 *	
20		65	0688 526 743 *		
		80	0688 526 253 *		

* = Delivery time approx. 12 working days
** = With whisper trap

Accessories:

- ! Strikers
- Center striker plate
- Electric door openers
- Striker strips
- Profile cylinders
- Milling gauge
- ? Hinges
- Protective fittings