






















Scraping knives mix for peeling off remains for all common vehicles

Segment cutters for vehicles with extremely broad glueing areas

mm	Fig. 1 Art. No.	mm	Fig. 2 Art. No.	mm	Fig. 3.1 Art. No.	mm	Fig. 3.2 Art. No.	mm	Fig. 4 Art. No.	mm	Fig. 5 Art. No.	mm	Fig. 6 Art. No.	mm	Fig. 8 Art. No.
35.0	<b>0696 573**</b>	16.0*	<b>0696 599</b>	16 - 35	<b>0696 514 3*</b>	14.0	<b>0696 582</b>	10.0	<b>0696 583</b>	14.0	<b>0696 512 0</b>	<b>0696 511 3</b>	19*	<b>0696 520 8</b>	
26.0	<b>0696 512 1</b>	16.0	<b>0696 512 2</b>	18 - 39	<b>0696 517 0*</b>	16.0	<b>0696 513 3</b>	16.0	<b>0696 595</b>	35.0	<b>0696 510 3</b>		25.4**	<b>0696 520 7</b>	
91.0	<b>0696 517 6</b>	23.0	<b>0696 517 3</b>	18 - 39	<b>0696 519 8</b>	39.0	<b>0696 515 2</b>	16.0	<b>0696 510 8</b>	35.0	<b>0696 510 4</b>		38**	<b>0696 520 9</b>	
		25.0	<b>0696 512 4</b>	34 - 46	<b>0696 519 5</b>	45.0*	<b>0696 572</b>	18.0	<b>0696 587</b>	35.0	<b>0696 510 9</b>		* For bonding locations for which cutter 207 is too long e.g. in case of incorrectly installed window panes.		
		27.0	<b>0696 517 4</b>	42 - 60	<b>0696 518 2*</b>	* without stop roller		18.0	<b>0696 512 7</b>	35.0	<b>0696 516 4</b>				
		45.0	<b>0696 516 8</b>	60 - 76	<b>0696 516 9*</b>			19.5	<b>0696 511 8</b>	35.0	<b>0696 517 2</b>				
		46.0*	<b>0696 517 9</b>	* with adjustable stop roller				22.0	<b>0696 511 5</b>						
		54.0*	<b>0696 516 0</b>					24.0	<b>0696 576</b>						
		55.0	<b>0696 512 3</b>					28.0	<b>0696 516 3</b>						
		58.0*	<b>0696 597</b>					32.0	<b>0696 511 4</b>						
		80.0	<b>0696 517 1</b>					32.0	<b>0696 519 1</b>						
		85.0	<b>0696 581**</b>					32.0	<b>0696 514 7</b>						
		85.0	<b>0696 512 5</b>					36.0	<b>0696 579</b>						
		110.0	<b>0696 519 4</b>					40.0	<b>0696 511 0</b>						
			* with adjustable stop roller					40.0	<b>0696 515 6</b>						
								45.0	<b>0696 515 4</b>						
								52.0	<b>0696 515 3</b>						
								60.0	<b>0696 510 1</b>						
								60.0	<b>0696 510 7</b>						
								60.0	<b>0696 515 7</b>						
								70.0	<b>0696 515 5</b>						
								95.0	<b>0696 511 1</b>						
												<b>Abb. 7 Art. No. 0696 513 2</b>			

# Cutter Pack Qty. 2

\*\* interlocked design

Type of vehicle	Windscreen	Fig.	Adjustment dimension (mm)	Rear window	Fig.	Adjustment dimension (mm)	Windscreen and rear window	Fig.	Adjustment dimension (mm)	Side window	Fig.	Adjustment dimension (mm)
Alfa Romeo 90	0696 576	4		0696 573	1							
Alfa Romeo 145 (7.94→)	0696 517 0	3.1	35.0/19.0	0696 517 0	3.1	20.5				0696 576	4	
	0696 514 7	4		0696 516 9	3.1	76.0				0696 516 8	2	
Alfa Romeo 155							0696 514 7	4				
Alfa Romeo 164	0696 573	1										
	0696 581	2										
	0696 511 1	4										
Alfa Romeo 166	0696 520 7	8										
	0696 579	4										
Alfa Romeo GTV	0696 514 7	4		0696 514 3	3.1	22.0/25.0						
				0696 518 2	3.1	50.0						
Audi A 2	0696 520 7	8										
	0696 576	4										
Audi A 3	0696 520 7	8										
	0696 576	4										
Audi A 4	0696 520 7	8										
	0696 576	4										
Audi A 6 (98→)	0696 520 7	8										
	0696 576	4										
Audi A 8							0696 519 1	4				
Audi 80/90							0696 511 4	4				
Audi 80 Avant (Estate)	0696 511 4	4		0696 514 3	3.1	22.0				0696 573	1	
Audi 80 Cabrio	0696 515 4	4										
Audi 80 Coupé	0696 515 3	4		0696 511 4	4							
	0696 514 3	3.1	27.5									
Audi 100, 200	0696 579	4		0696 576	4							
	0696 514 3	3.1	25.0									
Audi 100/A6 (→12.90/→96)									0696 579	4		
Austin Rover Montego	0696 576	4										
	0696 579	4										