

## DOUBLE-JOINTED SOCKET WRENCH

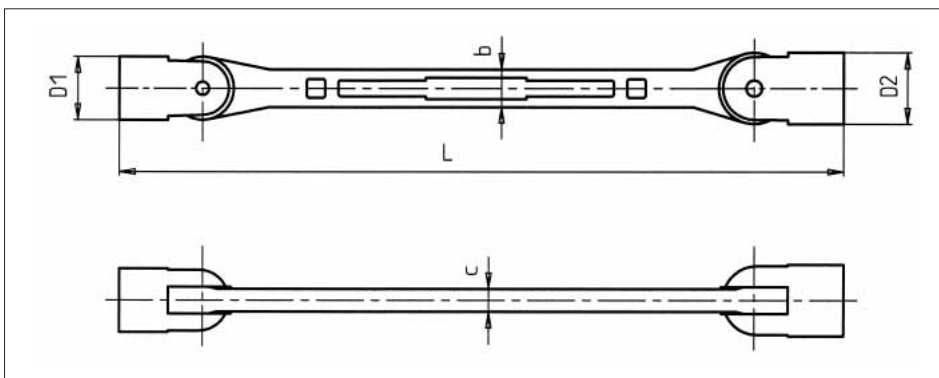


**Version: Metric.**

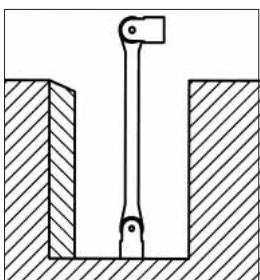
- Drive: POWERDRIV®.
- 12-point socket wrench.
- Material: Chrome-vanadium-steel.
- Surface: Matt chrome-plated.
- Geometry: Can be swiveled 90° on both sides.

**Use:**

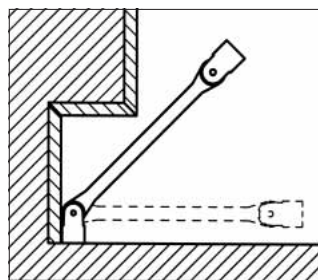
For use in tight spaces and around interfering edges.



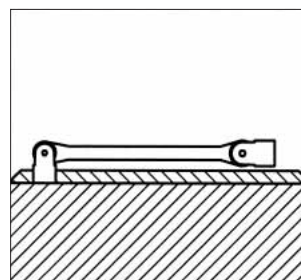
⊙ in mm	L in mm	Dia. D <sub>1</sub> in mm	Dia. D <sub>2</sub> in mm	b in mm	c in mm	Art. No.	P. Qty.
8 x 9	175	12	13.5	5	10.5	<b>0714 244 089</b>	1
10 x 11	197	14.5	16	5.5	12	<b>0714 244 101</b>	1
12 x 13	213	17.5	19	5.5	14	<b>0714 244 123</b>	1
13 x 17	250	19	24	7	13.5	<b>0714 244 137</b>	1
14 x 15	232	20	21.5	6.5	15.5	<b>0714 244 145</b>	1
16 x 18	272	22.5	25	8	18	<b>0714 244 168</b>	1
17 x 19	274	24	26.5	8	18	<b>0714 244 179</b>	1



Straight position: Quick attachment, vertical access.



Intermediate position: Difficult access.



Angled position: Powerful tightening, access from the side.